



Auction results

Stock Sale	11 May 2016
No of stock offered	145
No of stock sold	124
No of stock not sold	21
% Sold	85.52%
Highest price	ZAR 10,150.00
Lowest price	ZAR 2,000.00
Ave R/kg offered	ZAR 11.48
Ave R/kg sold	ZAR 11.43
Total turnover	ZAR 695,600.00
Total no of bulls offered	7
Total no of bulls sold	6
Ave R/kg bulls sold	ZAR 10.41
Total no of oxen offered	108
Total no of oxen sold	92
Ave R/kg oxen sold	ZAR 11.73
Total no of cows offered	30
Total no of cows sold	26
Ave R/kg cows sold	ZAR 10.58
No of sellers	81
% female sellers	20%
No of buyers	5
No of villages	15

Stock sale	April 2015
Date	29-Apr-15
No of stock offered	182
No of stock sold	146
No of stock not sold	36
% Sold	80.22%
Highest price	ZAR 8,400
Lowest price	ZAR 2,500
Ave R/kg offered	ZAR 11.30
Ave R/kg sold	ZAR 11.37
Total turnover	ZAR 871,650
Total no of bulls offered	8
Total no of bulls sold	5
Ave R/kg bulls sold	ZAR 9.70
Total no of oxen offered	145
Total no of oxen sold	116
Ave R/kg oxen sold	ZAR 11.62
Total no of cows offered	29
Total no of cows sold	22
Ave R/kg cows sold	ZAR 10.53
No of sellers	105
No of buyers	6
No of villages	13

Stock sale	June 2014
Date	23-Jun-14
No of stock offered	129
No of stock sold	76
No of stock not sold	53
% Sold	58.91%
Highest price	ZAR 10,050
Lowest price	ZAR 3,100
Ave R/kg offered	ZAR 11.07
Ave R/kg sold	ZAR 11.24
Total turnover	ZAR 471,800
Total no of bulls offered	20
Total no of bulls sold	14
Ave R/kg bulls sold	ZAR 9.49
Total no of oxen offered	97
Total no of oxen sold	57
Ave R/kg oxen sold	ZAR 11.75
Total no of cows offered	10
Total no of cows sold	5
Ave R/kg cows sold	ZAR 9.98
No of sellers	66
No of buyers	4
No of villages	9

MEAT NATURALLY Pty – PART OF UMZIMVUBU RANGELAND RESTORATION & STEWARDSHIP

MATATIELE LOCAL MUNICIPALITY 2014-2016 ~ SUMMARY OF STATISTICS



STOCK SALES HOSTED	WARD 14 ONGELUKSNEK	WARD 14 ONGELUKSNEK	WARD 8 MAFUBE	WARD 8 MAFUBE	WARD 14 ONGELUKSNEK	WARD 7 & 5 MZONGWANA	WARD 21 MVENYANE
Date	23 June 2014	29 April 2015	20 May 2015	09 March 2016	11 May 2016	15 June 2016	PENDING
No of stock offered	129	182	65	53	145	128	
No of stock sold	76	146	26	33	124	80	
No of stock not sold	53	36	39	19	21	48	
% Sold	58.91%	80.22%	40%	62%	86%	63%	
Highest price	R 10,050.00	R 8,400.00	R 7,700.00	R 7,200.00	R 10,150.00	R10,000.00	
Lowest price	R 3,100.00	R 2,500.00	R 2,600.00	R 3,550.00	R 2,000.00	R1,700.00	
Ave R/kg offered	R 11.07	R 11.30	R 11.15	R 12.04	R 11.48	R11.94	
Ave R/kg sold	R 11.24	R 11.37	R 11.20	R 12.26	R 11.43	R11.85	
Total turnover	R 471,800.00	R 871,650.00	R 125,000.00	R 176,100.00	R 695,600.00	R400,250.00	
No of sellers	66	60	15	29	81	65	
No of buyers	6	3	1	4	2	3	
No households	36	27	15	18	48	60	
Average income /HH	R 13,105.56	R 32,283.33	R 8,333.33	R 9,783.33	R 14,491.67	R6,670.00	
No of villages	9	7	5	5	15	13	
INCOME SUMMARY	WARD 14	WARD 8	WARD 7 & 5	WARD 21	TOTALS		
ALIEN CLEARING	R 1,867,000	R 1,100,000	R 904,000	R 504,000.00	R 4,375,000		
ECORANGERS	R 950,000	R 800,000	R 90,000		R 1,840,000		
TRAINING & INPUTS	R 1,000,000	R 500,000	R 220,000	R 125,000.00	R 1,845,000		
SALES	R 2,039,050	R 301,100	R400,250		R 2,740,400		
	R 5,856,050	R 2,701,100	R 1,214,000	R 629,000	R 10,800,400		
					TOTAL DIRECT BENEFITS		



A Meat Naturally Pty initiative collaboration by



and



under the



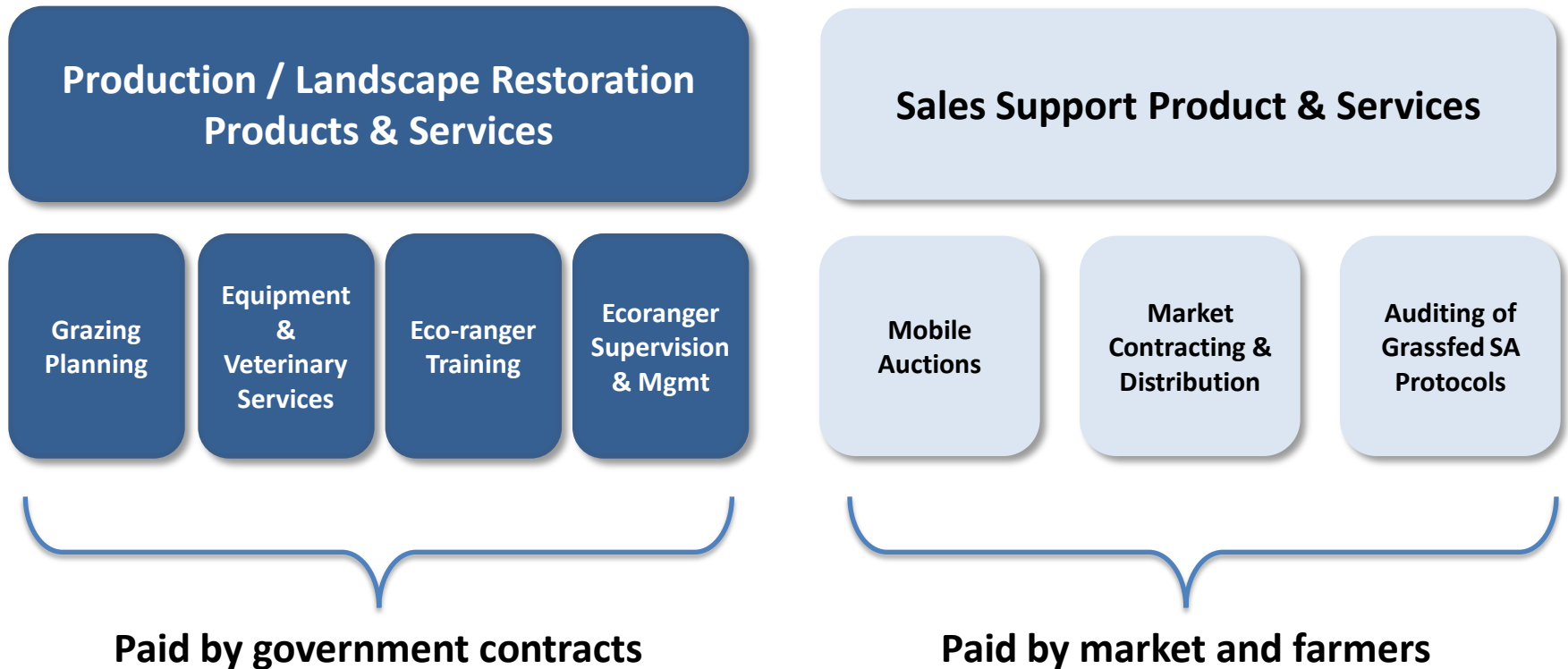
with support from



environmental affairs
Department of Environmental Affairs
REPUBLIC OF SOUTH AFRICA

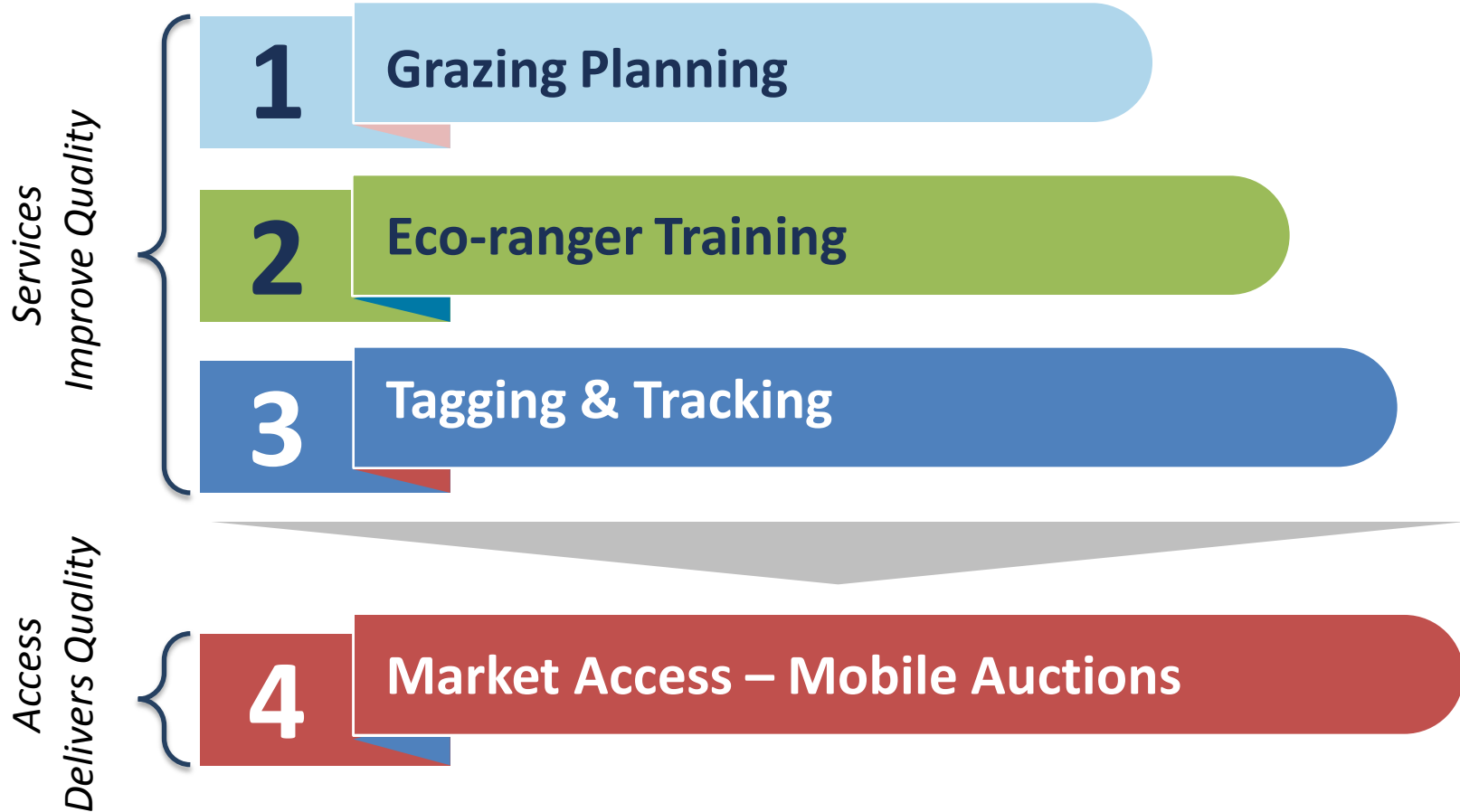
meat naturally PTY: vision

The Meat Naturally Initiative strives to be a facilitator of both the land restoration and market sales services

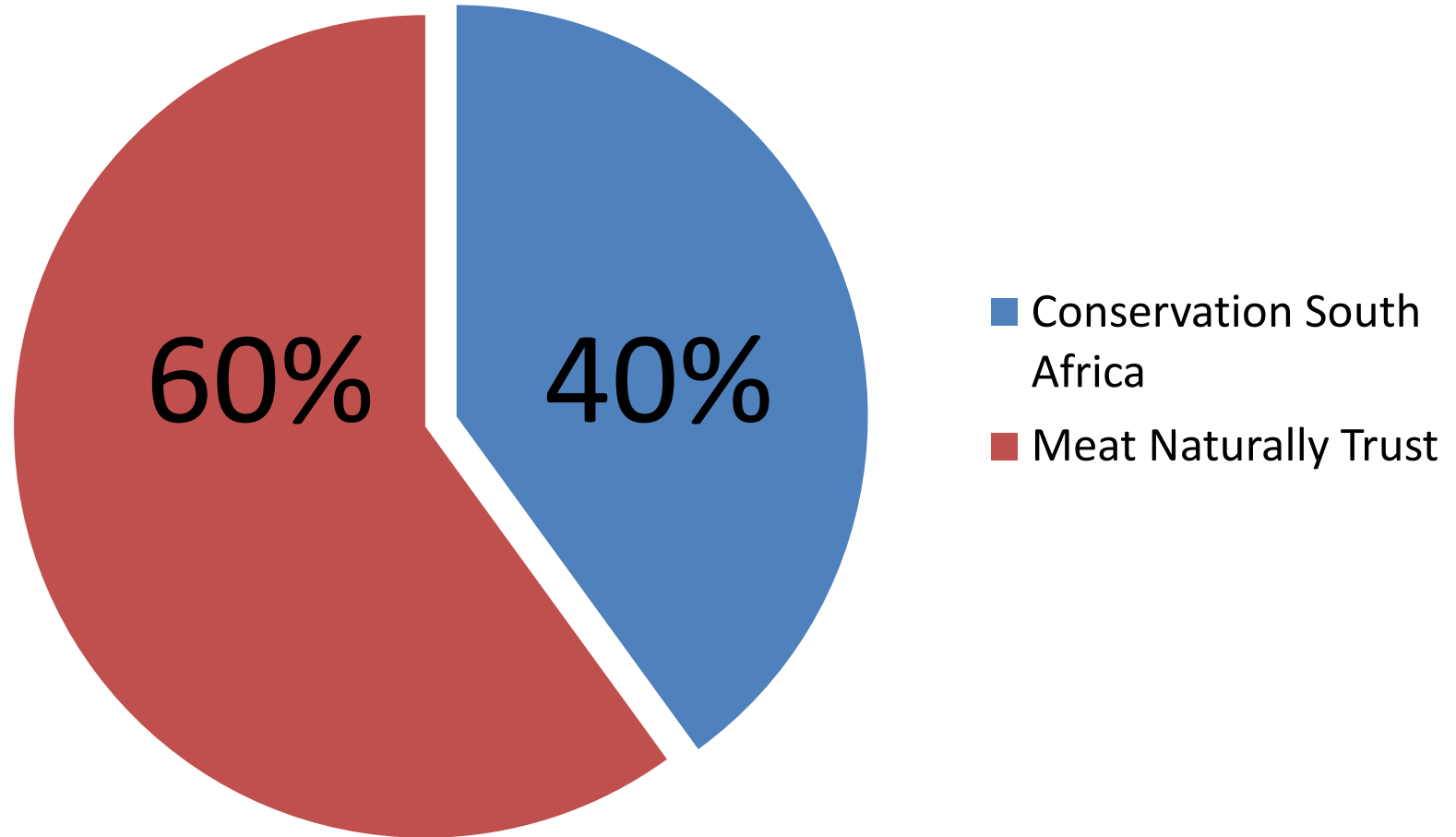


Source: CSA Application Form for Implementing Agents for Natural Resource Management Programmes and Land User Incentives

Four business units of MNP

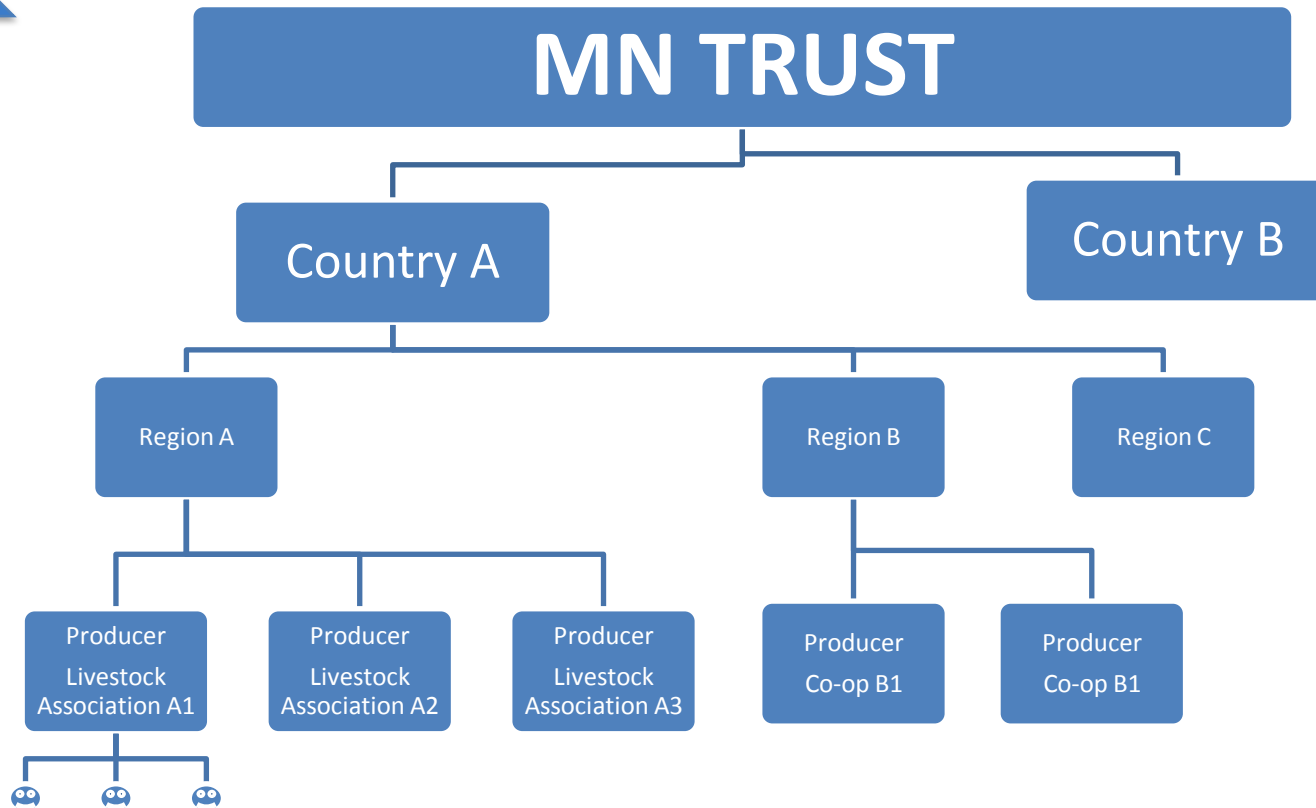


MNP Desired structure



Meat Naturally Trust

(SUGGESTED STRUCTURE)



Producer contributions to Trust via grazing compliance and selling animals through MNP

Tangible shareholding benefits to co-ops/individuals

Matatiele Vision

WHERE
NATURE, AGRICULTURE
AND TOURISM ARE
INVESTMENTS OF CHOICE

ROLE

- 5%

THANK YOU

